

# BELLA FIGURA

## Rime Pendant

### CL52E

Collection Name

**CANTERBURY COLLECTION**

A classic pendant light with an artfully fractured edge and the crackled appearance of frozen ice, which encases the hand-blown glass beneath. Once lit, the refraction of light creates some truly exquisite patterns, which are unique to each pendant. Now available on a Polished Nickel rod.

### Compatible with




Express



CL52 in Clear Cracked Glass on a Polished Nickel Rod

### Available Finishes

#### Glass Finish




Clear Cracked

#### Metal Finish



Polished Nickel

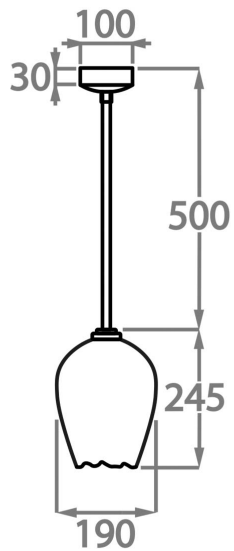


Old English  
Brass

## Available Sizes

---

**Large**  
CL52-LA,  
Height: 24.5 cm (9.65")  
Diameter: 19 cm (7.48")  
Bulbs: 1 x 40W E14  
Net Weight: 3 kg / 7 lb



This pendant is supplied as standard with 50cm (20") of chain. More chain is available on request

\*Please note these pendant's are a unique design and therefore each pendant varies slightly in design and size from one another\*